





Global Etailers

Launch Date	15th October 2018
Category	Mice
Part Number	HX-MC004B
UPC Code	740617279078
Country of Origin	China
Dimension of Product	119 x 64 x 41 mm
Dimension of Packaging	119 x 59 x 179 mm
Unit Net Weight / Unit Gross Weight	123 g / 200g
Carton Quantity / Dimensions / Weight	20 / 494 x 314 x 208 mm / 5.3kg
Cartons on a Pallet / Pallet Unit Quantity	42 / 840 (contact Operations for Ocean QTY)
Minimum Purchase Quantity / Optimal qty	20 / 20
Warranty	2 Years

Product Marketing

Title for HyperX	HyperX Pulsefire Core™ - RGB Gaming Mouse
Text Layer	<p>The HyperX Pulsefire Core™ delivers the essentials for gamers looking for a solid, comfortable, wired RGB gaming mouse. The Pixart 3327 optical sensor gives players precise, smooth tracking with no hardware acceleration, and has native DPI settings of up to 6200 DPI. The ergonomically designed Pulsefire Core has textured side grips for a comfortable, non-slip grip and its symmetrical shape is suitable for both palm and claw grips. It features high-quality switches with crisp tactile feedback rated for up to 20 million clicks. Customise lighting, DPI settings and macros for 7 programmable buttons with HyperX NGenuity software and set your mouse up just the way you want it. The large skates on Pulsefire Core help deliver accurate aiming by giving you a smooth, controlled glide as you move the mouse.</p>
Keywords	<p>rgb gaming mouse, rgb mouse, wired gaming mouse, rgb gaming, wired mouse rgb, gaming mouse, pc gaming mouse, rgb gaming pc, gaming gaming, pc mouse, computer gaming mouse, pc games, wired ergonomic mouse, pc games for windows 10, optical mouse, wired mouse for laptop, game mouse, computer mouse wired, mouse for laptop, computer mouse, computer games for pc, mice, windows 10 games, precision mouse, mouse gamer, button, usb mouse</p>
Bullet Points	<ul style="list-style-type: none"> • Pixart 3327 optical sensor with native DPI of up to 6,200 • Comfortable symmetric design • Seven programmable buttons • Easy customisation with HyperX NGenuity software • Large mouse skates for smooth, controlled gliding
<p>Image Order* (order from left to right) If only 1 image slot use #1, if only 3 slots use #1-#3 * images are in order of how they should be displayed</p>	<div style="display: flex; justify-content: space-around; align-items: flex-end;"> <div style="text-align: center;">  <p>1. Front (Main image/Hero shot/Thumbnail)</p> </div> <div style="text-align: center;">  <p>2. Side</p> </div> <div style="text-align: center;">  <p>3. Packaging front</p> </div> <div style="text-align: center;">  <p>4. Packaging back</p> </div> </div>