

Internal Hard Drives

N300 NAS Hard Drive

Built for 24/7 reliability



14 12 10 8 6 4
TB TB TB TB TB TB

Color

Toshiba's 3.5-inch N300 NAS Hard Drive offers unprecedented reliability for NAS and other high-performance storage systems. It is optimized to meet the reliability, endurance, performance and scalability requirements of 24-hour x 7-day high-capacity storage for personal, home office and small business use. The N300 is available in capacities of up to 14TB.

Use for:

- Network Attached Storage (NAS)
- Desktop RAID and servers
- Multimedia server storage
- Private cloud storage
- Small business server and storage





- SATA** 3.5" SATA Hard Drive
- RPM** 7200 rpm
- MB** 128/256 MB buffer
- 24/7 operation
- Bay** Supports 1-to-8 bay NAS
- Reliability** High reliability and enhanced real-time performance
- Toshiba Dynamic Cache Technology
- Toshiba Stable Platter Technology
- Design** High-endurance design
- Control** Error recovery control
- Temperature control
- 3-year warranty

Manual

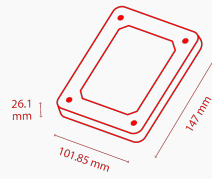
[Toshiba Installation and Safety.pdf](#)

Tools

[TOSHIBA Storage Diagnostic Tool.zip](#)



Product Specifications



Basic Specifications

Form factor	3.5-inch
Interface	SATA 6.0 Gbit/s
Drive bays supported	1 to 8
Rotational Vibration (RV) Sensors	Yes
Advanced Format (AF)	Yes
RoHS compatible	Yes
Halogen Free	Yes
Shock Sensor	Yes

Performance

Rotational speed	7,200 rpm
Buffer size	256 MB (10 TB - 14 TB), 128 MB (4 TB - 8 TB)
Data transfer speed	260 MB/s typ. (14 TB), 253 MB/s typ. (12 TB), 248 MB/s Typ. (10 TB), 241 MB/s Typ. (6 TB, 8 TB), 204 MB/s Typ. (4 TB)
Average latency	4.17 ms
Native Command Queing (NCQ)	Supported

Reliability

Workloads	180 TB/year
MTTF	1,000,000 hours

Unrecoverable error rate	1 per 10E14 bits read
24/7 operation	Yes
Limited warranty	3 years

Power Management

Supply voltage	5VDC ($\pm 5\%$) / 12VDC ($\pm 10\%$)
Consumption - Read/Write	6.65 W typ. (14 TB), 6.13 W typ. (12 TB), 9.92 W typ. (10 TB), 9.2 W typ. (8 TB), 10.1 W typ. (6 TB), 9.6 W typ. (4 TB)
Consumption - Low Power Idle	4.27 W typ. (14 TB), 3.78 W typ. (12 TB), 7.22 W typ. (10 TB), 6.2 W typ. (8 TB), 6.7 W typ. (6 TB), 5.2 W typ. (4 TB)

Environmental

Temperature (operating / non-operating)	0 to 65° C / -40 to 70 °C
Vibration (operating)	0.75 G (5 to 300 Hz) 0.25 G (300 to 500 Hz) or less
Vibration (non-operating)	3 G (5 tot 500Hz) (10 TB - 14 TB), 5 G (5 tot 500Hz) or less (4 TB - 8 TB)
Shock (operating)	70 G / 2 ms duration
Shock (non-operating)	250 G / 2 ms duration
Acoustics (idle mode)	20 dB typ. (12 TB, 14 TB), 34 dB typ. (10 TB), 33 dB typ. (6 TB, 8 TB), 30 dB typ. (4 TB)

Physical

Dimensions	147 (L) x 101.85 (W) x 26.1 (H) mm
Weight (approx.)	770 g max. (6 TB - 10 TB), 720 g max. (4 TB, 12 TB, 14 TB)

Box Content

Box Content	• 3.5-inch internal hard drive - N300 NAS Hard Drive
--------------------	--

Product Range

Part number	Capacity	Color
HDWG21EEZSTA (Retail)	14 TB	-
HDWG21EUZSVA (Bulk)	14 TB	-
HDWG21CEZSTA (Retail)	12 TB	-
HDWG21CUZSVA(Bulk)	12 TB	-
HDWG11AEZSTA (Retail)	10 TB	-
HDWG11AUZSVA (Bulk)	10 TB	-
HDWN180EZSTA (Retail)	8 TB	-
HDWN180UZSVA (Bulk)	8 TB	-
HDWN160EZSTA (Retail)	6 TB	-
HDWN160UZSVA (Bulk)	6 TB	-
HDWQ140EZSTA (Retail)	4 TB	-
HDWQ140UZSVA (Bulk)	4 TB	-

Logistical Information:

Box dimensions	189.0 mm (H) x 136.0 mm (W) x 60.0 mm (D)
Box weight (gross)	915 g max.
Master carton dimensions	265 x 150 x 210 mm
Master carton weight (gross)	3914 g max.
Boxes per master carton	4 pcs
Pallet dimensions	1150 x 1150 x 130 mm
Pallet weight (net)	n/A
Units per pallet	480 pcs
Units per carton	20 pcs.
Carton dimensions	410 x 308 x 228 mm; 486 x 296 x 200 mm (12TB/14TB)
Carton weight (gross)	17 kg (typ.), 16 kg (typ.) (4TB)
Units per pallet	600 pcs.

Contact

Toshiba Electronics Europe GmbH

Hansaallee 181
40549 Düsseldorf
Germany