
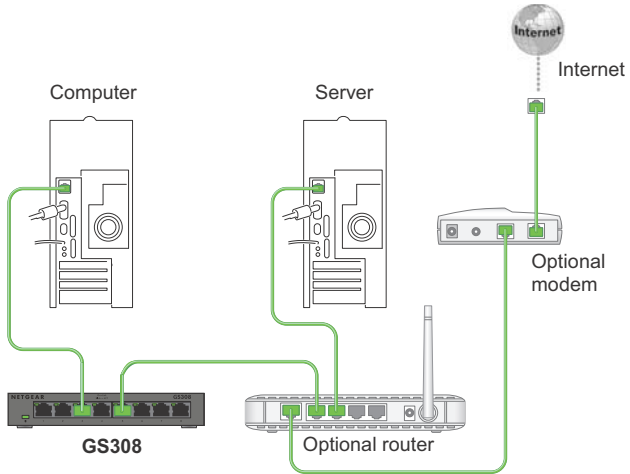



## Gigabit Ethernet Switch GS308



### Step 1. Connect equipment



### Step 2. Connect power



### Step 3. Check status



#### Power LED



On



Off

#### Port LEDs



Ethernet link



Activity (blinking)



No link (off)

Specifications	Description
Network interface	RJ-45 connector for 10BASE-T, 100BASE-TX, or 1000BASE-T
Network cable	Category 5 (Cat 5) or better Ethernet cable
Ports	8
Power adapter	12V @ 1.0A DC input
Power consumption	3.8W max
Weight	0.40 Kg (0.88 lbs)
Dimensions (W x D x H)	158 mm x 102 mm x 26 mm (6.22 in. x 4.02 in. x 1.02 in.)
Operating temperature	0°–40° C (32°–104° F)
Operating humidity	10%–90% relative humidity, noncondensing
Certifications	CE mark, CB, CE Class B, C-Tick Class B



201-16291-03

January 2013

For the current EU Declaration of Conformity, visit  
[http://support.netgear.com/app/answers/detail/a\\_id/11621/](http://support.netgear.com/app/answers/detail/a_id/11621/).

## Technical Support

Thank you for selecting NETGEAR products.

After installing your device, locate the serial number on the label of your product and use it to register your product at <https://my.netgear.com>.

You must register your product before you can use NETGEAR telephone support. NETGEAR recommends registering your product through the NETGEAR web site. For product updates and web support, visit <http://support.netgear.com>.

NETGEAR recommends that you use only the official NETGEAR support resources.

NETGEAR, the NETGEAR logo, and Connect with Innovation are trademarks and/or registered trademarks of NETGEAR, Inc. and/or its subsidiaries in the United States and/or other countries. Information is subject to change without notice. Other brand and product names are registered trademarks or trademarks of their respective holders. © NETGEAR, Inc. All rights reserved.

Intended for indoor use only in all EU member states, EFTA states, and Switzerland.