



Disassembly Procedures


Tools: 2 Power screwdrivers ($\phi=5\text{mm}$, $L=60\text{mm}$); 1 small cross screwdriver; turnbuckle driver;
Setting: Power screwdriver torque $A=6\text{ kgF.Cm}$

Step	Figure	Remark
Remove Stand ass'y		Press the button marked red and remove the stand ass'y
Remove the rear cover		Remove the 4 pcs screws .




Use scraper to insert from the right side and then open the rear cover




Remove the rear cover




Disconnect the cables



open the cover on the keyboard/ usb board and then pull out the cables

<p>Remove the mainframe</p>		<p>Remove the two screws on the mainframe and then disconnect the FFC cables</p>
<p>Remove the mylar</p>		
<p>Remove the powerbard and mainboard and converter board</p>		<p>Remove the screws on the mainboard and power board</p>

Remove the usb board




Remove the screw on the usb board

Remove the keyboard



Remove the 3pcs screws on the keyboard

Remove the middle frame



Remove the screws on the middle frame

Mainboard and powerboard and converter board



panel



1.2. Product material information

The following substances, preparations, or components should be disposed of or recovered separately from other WEEE in compliance with Article 4 of EU Council Directive 75/442/EEC.

Capacitors / condensers (containing PCB/PCT)	No used
Mercury containing components	No used
Batteries	No used
Printed circuit boards (with a surface greater than 10 square cm)	Product has printed circuit boards (with a surface greater than 10 square cm)
Component contain toner, ink and liquids	No used
Plastic containing BFR	No used
Component and waste contain asbestos	No used
CRT	No used
Component contain CFC, HCFC, HFC and HC	No used
Gas discharge lamps	No used
LCD display > 100 cm ²	Product has an LCD greater than 100 cm ²
External electric cable	Product has external cables
Component contain refractory ceramic fibers	No used
Component contain radio-active substances	No used
Electrolyte capacitors (height > 25mm, diameter > 25mm)	Product has electrolyte capacitors (height > 25mm, diameter > 25mm)

1.3. Tools Required

List the type and size of the tools that would typically can be used to disassemble the product to a point where components and materials requiring selective treatment can be removed.

Tool Description:

- Screwdriver (Phillip-head, Hexagonal head)
- Penknife
- Soldering iron and absorber