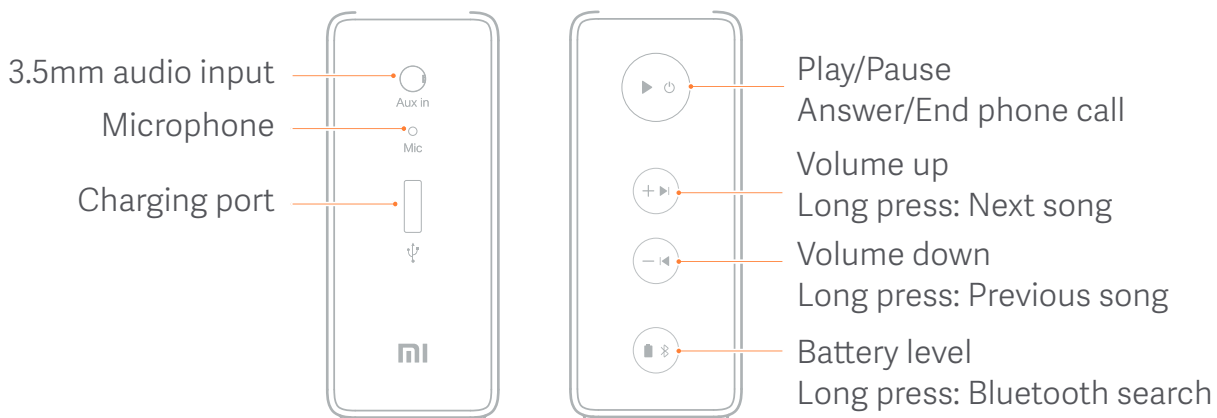




Mi Bluetooth Speaker


Controls



| Connect

1

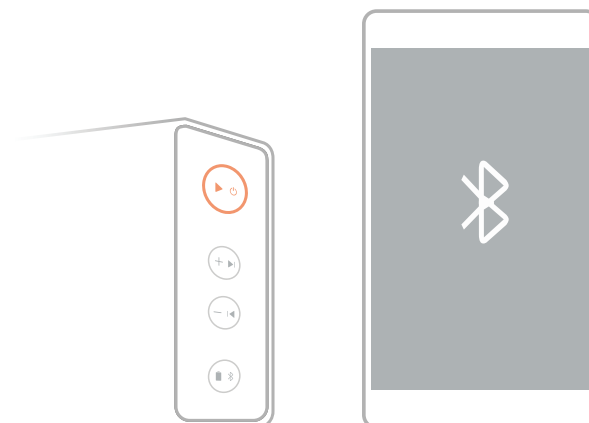
Speaker

Press  for 2 seconds until you hear a notification sound. The speaker will turn on Bluetooth automatically.

2


Mobile devices

Turn on Bluetooth on your mobile device and choose Mi Bluetooth Speaker. After the speaker is connected, you will hear a notification sound and LED light will turn blue. Turn on Bluetooth on your mobile device next time, and the speaker will connect automatically.



More

Connect new mobile device

Long press  for 2 seconds to make the speaker's Bluetooth visible. Then connect the speaker from a new device.

| Features



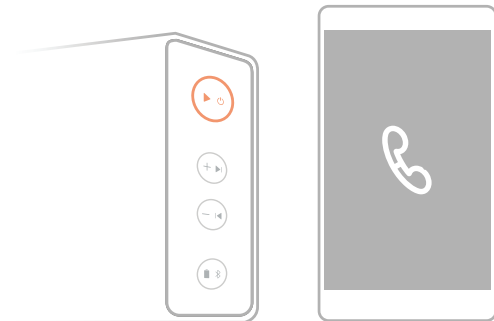
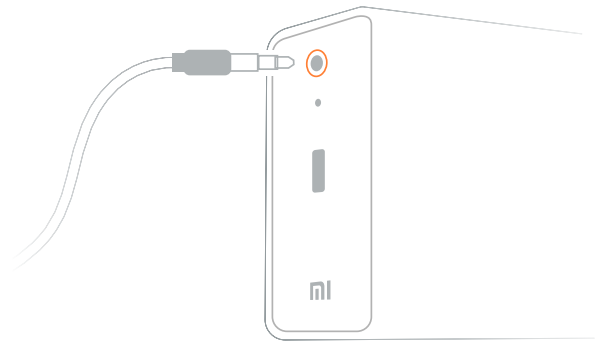
Bluetooth speaker

Connect via Bluetooth to control the speaker from your phone.


Wired speaker

Connect your speaker via 3.5mm cable to play music.

*Audio will be played via Bluetooth if connection is established.



Phone

When connected via Bluetooth, the speaker will pause the music and play a ringtone for incoming calls. Press  to answer/end calls.

More

Charging

LED light is red when the speaker is charging. It will go out when the battery is fully charged.

| Product specifications

Maximum output	2.5W x 2 (4ohms, THD<0.1%)
Speaker	Ø36mm, Driver X 2
Bluetooth	4.0
Microphone	Hands Free Microphone × 1
Frequency range	85Hz-20KHz
Battery	1500mAh 3.8V
Charge time	2.5h
USB power input	5V $\overline{=}$ 2A
Product dimensions	168 X 58 X 24.5 mm
Operating temperature range	0°C-45°C

| Warranty & Support

By using Mi Bluetooth Speaker you agree to be bound by the terms and conditions set forth at <http://www.mi.com/en/agreement>, which including but not limited to the Xiaomi user agreement, collectively, the "Agreements". By using Mi Bluetooth Speaker you agree to be bound by the terms and conditions of the Agreements.



Model: MDZ-26-DB Xiaomi Inc.
All rights reserved by Xiaomi Inc.