



CoreLine Downlight

DN140B LED20S/830 PSU C PI6

830 warm white - Power supply unit - High-gloss mirror - Push-in connector 6-pole - Finger-protected

CoreLine Downlight delivers on the CoreLine promise of innovative, easy to use and high-quality recessed downlights. The CoreLine Downlight range is suitable for one-to-one conventional luminaire replacements, with an attractive TCO that helps customers to make the switch to LED. These recessed downlights create uniform light distribution for use in general lighting applications. They also deliver instant energy savings and have a much longer lifetime, creating a real value-for-money and environmentally-friendly solution. CoreLine DN140B recessed downlights are easy to install thanks to their standard cut-out size and push-in connectors. An InterAct Ready option with integrated wireless communications is available in this family, which can be used with InterAct gateways, sensors and software.

Product data

General information		Glow-wire test	Temperature 850 °C, duration 5 s
Beam angle of light source	120 °	Flammability mark	For mounting on normally flammable surfaces
Light source color	830 warm white	CE mark	CE mark
Light source replaceable	No	ENEC mark	-
Number of gear units	1 unit	Warranty period	5 years
Driver/power unit/transformer	Power supply unit	Remarks	*-Per Lighting Europe guidance paper "Evaluating performance of LED based luminaires - January 2018": statistically there is no relevant difference in lumen maintenance between B50 and for example B10. Therefore, the median useful life (B50) value also represents the B10 value.
Driver included	Yes		
Optic type	High-gloss mirror		
Luminaire light beam spread	60°		
Control interface	-		
Connection	Push-in connector 6-pole		
Cable	-		
Protection class IEC	Safety class I		

CoreLine Downlight

Constant light output	No
Number of products on MCB of 16 A type B	48
EU RoHS compliant	Yes
Service tag	Yes
Unified glare rating CEN	22

Light technical

Saturated Red (R9)	<50
--------------------	-----

Operating and electrical

Input Voltage	220-240 V
Input Frequency	50 to 60 Hz
Initial CLO power consumption	- W
Average CLO power consumption	- W
End CLO power consumption	- W
Inrush current	2.2 A
Inrush time	0.045 ms
Power Factor (Min)	0.95

Controls and dimming

Dimmable	No
----------	----

Mechanical and housing

Housing Material	Polycarbonate
Reflector material	Polycarbonate aluminum coated
Optic material	Polycarbonate
Optical cover/lens material	Polycarbonate
Fixation material	Steel
Optical cover/lens finish	Frosted
Overall length	0 mm
Overall width	0 mm
Overall height	108 mm
Overall diameter	216 mm
Color	White RAL 9003
Dimensions (Height x Width x Depth)	108 x 0 x 0 mm

Approval and application

Ingress protection code	IP20 [Finger-protected]
-------------------------	--------------------------

Mech. impact protection code	IK02 [0.2 J standard]
Sustainability rating	-

Initial performance (IEC compliant)

Initial luminous flux (system flux)	2200 lm
Luminous flux tolerance	+/-10%
Initial LED luminaire efficacy	116 lm/W
Init. Corr. Color Temperature	3000 K
Init. Color Rendering Index	≥80
Initial chromaticity	(0.432,0.404) SDCM≤5
Initial input power	19 W
Power consumption tolerance	+/-10%

Over time performance (IEC compliant)

Driver failure rate at 5000 h	1 %
Control gear failure rate at median useful life 50000 h	5 %
Lumen maintenance at median useful life* 50000 h	L70

Application conditions

Ambient temperature range	-20 to +40 °C
Performance ambient temperature Tq	25 °C
Maximum dim level	Not applicable
Suitable for random switching	Yes

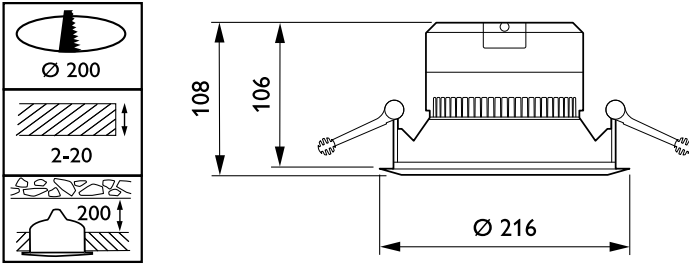
Product data

Full product code	871016332592700
Order product name	DN140B LED20S/830 PSU C P16
EAN/UPC - Product	8710163325927
Order code	911401632205
Numerator - Quantity Per Pack	1
Numerator - Packs per outer box	6
Material Nr. (12NC)	911401632205
Net Weight (Piece)	0.660 kg



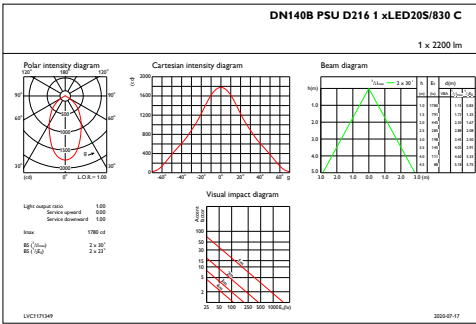
CoreLine Downlight

Dimensional drawing

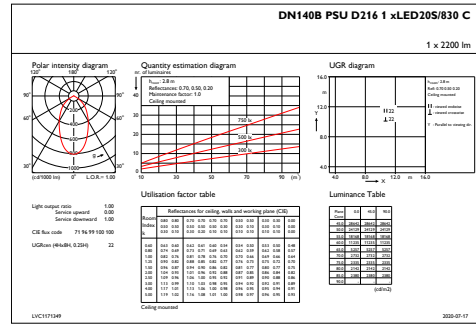


DN140B LED20S/830 PSU C PI6

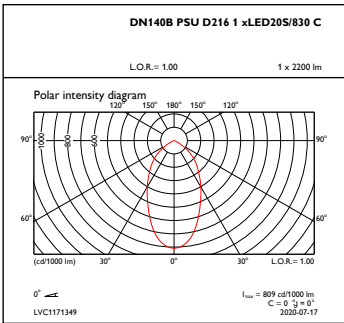
Photometric data



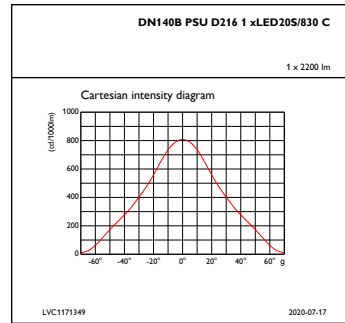
IFAS1_DN140BPSUD216xLED20S830C



IFGU1_DN140BPSUD216xLED20S830C



OFFPC1_DN140BPSUD216xLED20S830C



IFCC1_DN140BPSUD216xLED20S830C

CoreLine Downlight

