



CIRCUIT BREAKER 400V 6KA,3+N-POLE C,
10A, D=70MM

Similar to image

Technical data:

Overvoltage class		3
type of voltage		AC/DC
Tripping characteristic class		C
Degree of pollution		3
Mounting depth	mm	70
Energy limiting class		3
Number of poles		4
Number of pitch units for width		4
Product function / n-switching		Yes
Supply voltage frequency / rated value	Hz	50
Switching capacity current / in accordance with IEC 60947-2 / rated value	kA	15
Breaking capacity current / acc. to EN 60898 / rated value	kA	6
Supply voltage / for AC / rated value	V	400
Current / for AC / rated value	A	10
Protection class IP		IP20, with connected conductors
Product extension / can be installed / supplementary device		Yes
power loss		-

Operational voltage Um	-
rated current In	-
Rated make-break capacity Icn	-
Rated service short-circuit breaking capacity Ics	-
Rated ultimate short-circuit breaking capacity Icu	-
Tripping characteristics Number	-
Tripping characteristic/-class Conventional tripping current I2, (x In)	-
rated current In IEC, DIN/VDE	-
Tripping characteristic/-class Test current I4, hold (x In)	-
Resistance against shock / according to IEC 60068-2-27	150m/s ² at 11ms half-sine

Certificates/approvals:

General Product Approval



CQC

[IMQ](#)

[ROSTEST](#)



VDE

Shipping Approval

other



DNV



GL



LRS



RINA

[other](#)

Further information:

Information- and Downloadcenter (Catalogs, Brochures,...)

<http://www.siemens.com/lowvoltage/catalogs>

Industry Mall (Online ordering system)

<http://www.siemens.com/lowvoltage/mall>

Service&Support (Manuals, Certificates, Characteristics, FAQs,...)

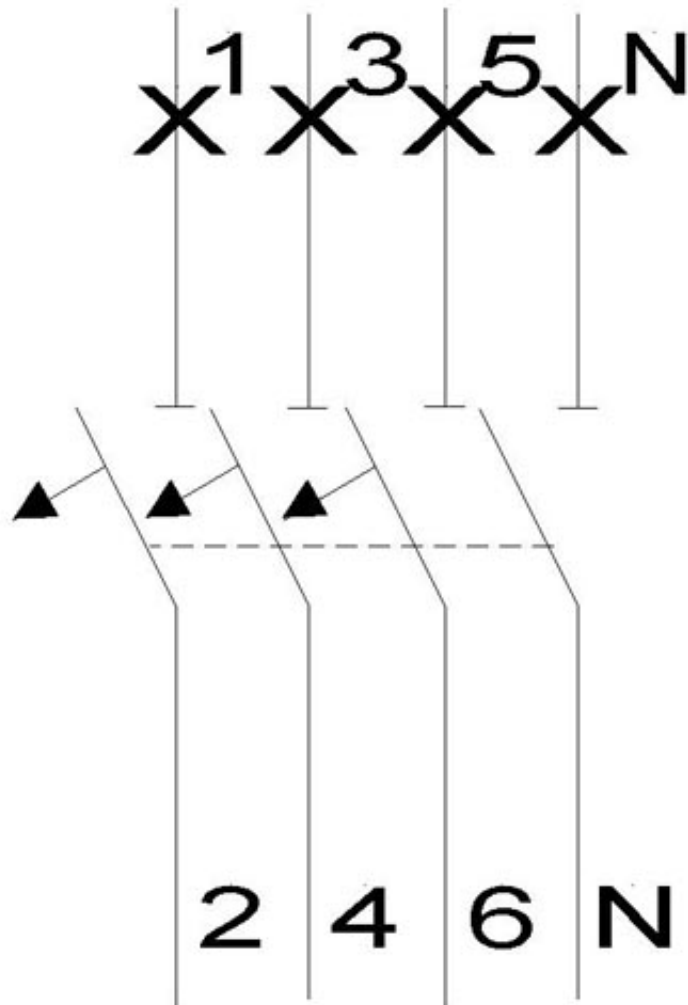
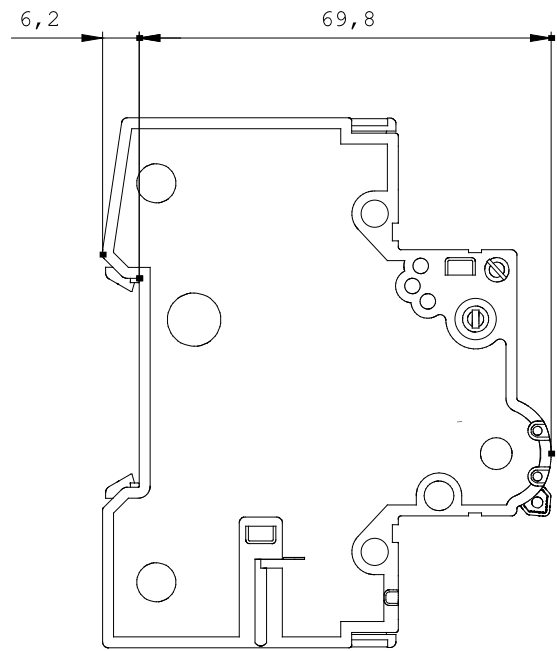
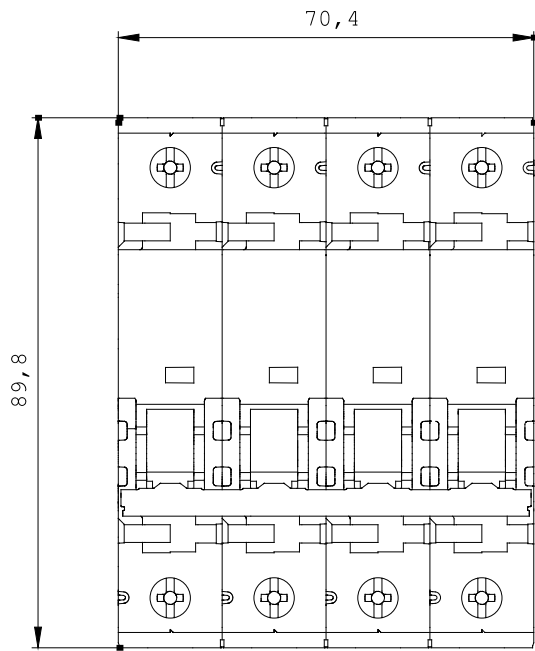
<http://support.automation.siemens.com/WW/view/en/5SY6610-7/all>

Image database (product images, 2D dimension drawings, 3D models, device circuit diagrams, ...)

http://www.automation.siemens.com/bilddb/cax_en.aspx?mlfb=5SY6610-7

CAX-Online-Generator

<http://www.siemens.com/cax>



last change:

Nov 3, 2011