

HTL 105/230...240

HALOTRONIC-PROFESSIONAL HTL | Electronic transformers for low-voltage halogen lamps



Areas of application

- Effect and accent lighting
- Living rooms
- Object lighting
- Conference rooms
- Restaurants
- Recessed and surface-mounted furniture luminaires
- Shop lighting
- Event rooms

Product family benefits

- Very low power loss thanks to high efficacy
- Through-wiring possible on the primary side
- Large temperature range
- Protective operation throughout the entire partial-load range for long lamp life
- High efficiency

Product family features

- Line frequency: 50...60 Hz
- RI suppression: to EN 55015 (A1: 2007)/CISPR 15, EN 55022
- Line harmonics according to EN 61000-3-2
- Immunity according to EN 61547
- Safety: to EN 61347
- Short-circuit protection, overload protection, overtemperature protection: electronically reversible
- Electrical isolation between the primary side and the secondary side
- Energy efficiency: $\geq 91\%$ (according to ErP regulation 2012/1194/EC)
- Dimmable on the leading edge and trailing edge

Technical data

Electrical data

Lamp wattage	35...105 W
Line current	0.44 A ¹⁾
Input voltage DC	176...275 V
Nominal voltage	230...240 V
Power factor λ	0.95 ²⁾
Operating frequency	40 kHz ³⁾
Nominal output voltage	11.6 / 11.3 V ⁴⁾
Input voltage AC	207...264 V
Mains frequency	50...60 Hz
System wattage	108.00 W
Input voltage range	230...240 V
Max. ECG no. on circuit breaker 10 A (B)	23
Max. ECG no. on circuit breaker 16 A (B)	38
Galvanic isolation primary/secondary	4.00 kV ⁵⁾
ECG efficiency	95 % ⁶⁾
Inrush current	0.6 A ⁷⁾

¹⁾ Effectively

²⁾ Minimum

³⁾ Approximately


⁴⁾ 105 W / 35 W

⁵⁾ eff

⁶⁾ At full load

⁷⁾ Maximum

Dimensions & weight



Length	170.0 mm
Width	44.0 mm

Product datasheet

Height	34.0 mm
Cable cross-section, input side	2.5 mm ² ¹⁾
Cable cross-section, output side	4.0 mm ² ¹⁾
Wire preparation length, input side	14 / 8.0 mm ²⁾
Wire preparation length, output side	14 / 8.0 mm ²⁾
Mounting hole spacing, length	140.0 mm
Product weight	160.00 g

¹⁾ Maximum

²⁾ Cable sheath / Wire

Temperatures & operating conditions

Ambient temperature range	-20...+50 °C
Maximum temperature at tc test point	80 °C

Additional product data

Design / version	Long with cable clamp
------------------	-----------------------

Capabilities

Dimming method	Trailing- or leading-edge phase control for inductive load dimmers
Overload protection	Automatic switch off, reversible
Overheating protection	Automatic switch off, reversible
Short-circuit protection	Automatic switch-off, reversible
Max. cable length to lamp/LED module	2.0 m
Cable/wire types, input side	H03VV-F 2x0.50 / H03VV-F 2x0.75 / H03VVH2-F 2x0.75 / H05VVH2-F 2x0.75 / H05VV-F 2x2.5 / NYM-O 2x1.5 / NYM-J 3x1.5 mm ²
Cable/wire types, output side	H03VV-F 2x0.75 / H05VVH2-F 2x0.75 / H05VV-F 2x1.5 / H05VV-F 2x2.5 / NYM-O 2x1.5 / NYM-J 3x1.5 / NYM-J 3x2.5 mm ²
Dimmable	Yes
Dimming range	0...100 %
No-load proof	Yes
Suitable for fixtures with prot. class	II
Suitable for emergency lighting	Yes

Certificates & standards














Approval marks – approval	ENEC 10 / VDE / VDE-EMC / EAC
Standards	Acc. to EN 61347/Acc. to EN 55015/Acc. to EN 61000-3-2/Acc. to EN 61547/Acc. to EN 61047
Type of protection	IP20

Product datasheet

Logistical data

Commodity code	850440909000
-----------------------	--------------

Download Data

File	
	Addon Technical Information 321705_ATI HTL 105 (GB)
	Certificates 334969_ENEC-Marks approval
	Certificates 504178_EAC HT family
	Certificates VDE ENEC Certificate 40024665
	Certificates VDE EMC Certificate 40024187
	Declarations of conformity 710835_EC-DOC Halotronic
	Installation/Operation notice 334136_Technical guide - HALOTRONIC for low-voltage halogen lamps
	Installation/Operation notice 334738_HALOTRONIC – Manual
	Operating instructions 590733_EAC - HTL HTM HTN
	CAD data 3-dim 317452_HTL 105230-240 and HTL 225230-240 9900052
	CAD data 3-dim 317453_HTL 105230-240 and HTL 225230-240 9900052
	CAD data 3-dim 317454_HTL 105230-240 and HTL 225230-240 9900052
	CAD data PDF 317451_HTL 105230-240 and HTL 225230-240 9900052

Logistical Data

Product code	Product description	Packaging unit (Pieces/Unit)	Dimensions (length x width x height)	Volume	Gross weight
4008321927019	HTL 105/230...240	Shipping carton box 10	235 mm x 89 mm x 183 mm	3.83 dm ³	1711.00 g

The mentioned product code describes the smallest quantity unit which can be ordered. One shipping unit can contain one or more single products. When placing an order, for the quantity please enter single or multiples of a shipping unit.

Product datasheet

Disclaimer

Subject to change without notice. Errors and omission excepted. Always make sure to use the most recent release.