

little tikes®

620737

XIM620737 - 5/11

www.littletikes.com

ENGLISH

COZY PUMPER™

Ages 1 ½ - 5 years

Please save sales receipt for proof of purchase.

ADULT ASSEMBLY REQUIRED.

⚠ WARNING:

- Keep these instructions for future reference.

BATTERY SAFETY INFORMATION:

- Keep these instructions for future reference.
 - Requires 2 "AAA" (3 volts) alkaline batteries (not included).
 - The voltage of a fully-charged, rechargeable battery is often lower than that of a fresh alkaline battery. Therefore, it is recommended that alkaline batteries be used instead of rechargeable batteries for best performance and longer play time.
 - Install batteries with the correct polarity (+ and -).
 - To avoid battery leakage:
1. Follow the toy and battery manufacturer's installation instructions.
 2. Do not mix old and new batteries.
 3. Do not mix standard (carbon-zinc), alkaline or rechargeable (nickel-cadmium or nickel-metalhydride) batteries. Do not mix different brands of batteries. Only batteries of the same or equivalent type as recommended are to be used.
 4. When toy is not used for an extended period of time, remove batteries to prevent possible leakage and damage to the unit.
 5. Remove dead or exhausted batteries from product.
 6. Dispose of dead batteries properly; do not bury. Do not dispose of batteries in fire as they may leak or explode.
- Make sure cover is properly installed on unit at all times.
 - Do not attempt to recharge non-rechargeable batteries.
 - Rechargeable batteries are to be removed from the toy before recharging.
 - Charging of rechargeable batteries should be done only by an adult.
 - The supply terminals are not to be short circuited.

NOTE: If the unit stops working or doesn't work as it should, remove the batteries for a few minutes and then re-insert them. If there is still a problem, install new batteries.

FCC COMPLIANCE

NOTE: This equipment has been tested and found to comply with the limits for a Class B digital device, pursuant to Part 15 of the FCC Rules. These limits are designed to provide reasonable protection against harmful interference in a residential installation. This equipment generates, uses and can radiate radio frequency energy and, if not installed and used in accordance with the instructions, may cause harmful interference to radio communications. However, there is no guarantee that interference will not occur in a particular installation. If this equipment does cause harmful interference to radio or television reception, which can be determined by turning the equipment off and on, the user is encouraged to try to correct the interference by one or more of the following measures:

- Reorient or relocate the receiving antenna.
- Increase the separation between the equipment and receiver.
- Connect the equipment into an outlet on a circuit different from that to which the receiver is connected.
- Consult the dealer or an experienced radio/TV technician for help.


This device complies with Part 15 of the FCC Rules.

Operation is subject to the following two conditions: (1) This device may not cause harmful interference, and (2) this device must accept any interference received, including interference that may cause undesired operation.

Caution: Modifications not authorized by the manufacturer may void users authority to operate this device.

Batteries should be installed by an adult.


Battery Replacement



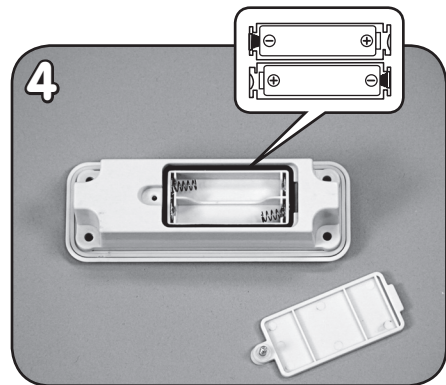
Using a Phillips screwdriver, unscrew 4 screws of battery compartment.



Lift battery compartment out of Cozy Pumper.



Use a Phillips screwdriver to remove battery cover.



Install 2 "AAA" (3 volts) alkaline batteries (not included). Re-attach battery cover.



Align Cozy Pumper onto base and push down until it snaps into place.

CONSUMER SERVICE TOLL-FREE NUMBER:

United States:
www.littletikes.com
1-800-321-0183
Monday - Friday
The Little Tikes Company
2180 Barlow Road
Hudson, OH 44236
littletikes.cares@littletikescare.com

Printed in China. D.R. ©2011 The Little Tikes Company

© The Little Tikes Company, an MGA Entertainment company. LITTLE TIKES® is a trademark of Little Tikes in the U.S. and other countries. All logos, names, characters, likenesses, images, slogans, and packaging appearance are the property of Little Tikes. Please keep this address and packaging for reference since it contains important information. Contents, including specifications and colors, may vary from photos depicted on package. Instructions included. Please remove all packaging including tags, ties & tacking stitches before giving this product to a child.

LIMITED WARRANTY

The Little Tikes Company makes fun, high quality toys. We warrant to the original purchaser that this product is free of defects in materials or workmanship for one year* from the date of purchase (dated sales receipt is required for proof of purchase). At the sole election of The Little Tikes Company, the only remedies available under this warranty will be either replacement of the defective part of the product or refund the purchase price of the product. This warranty is valid

only if the product has been assembled and maintained per the instructions. This warranty does not cover abuse, accident, cosmetic issues such as fading or scratches from normal wear, or any other cause not arising from defects in material and workmanship. *The warranty period is three (3) months for daycare or commercial purchasers.

U.S.A and Canada: For warranty service or replacement part information, please visit our website at www.littletikes.com, call 1-800-321-0183 or write to: Consumer Service, The Little Tikes Company, 2180 Barlow Road, Hudson, OH 44236, U.S.A. Some replacement parts may be available for purchase after warranty expires—contact us for details.

Outside U.S.A and Canada: Contact place of purchase for warranty service. This warranty gives you specific legal rights, and you may also have other rights, which vary from country/state to country/state. Some countries/states do not allow the exclusion or limitation of incidental or consequential damages, so the above limitation or exclusion may not apply to you.

Please keep this manual as it contains important information.



Let's care for the environment!
The wheeled bin symbol indicates that the product must not be disposed of with other household waste. Please use designated collection points or recycling facilities when disposing of the item.
Do not treat old batteries as household waste. Take them to a designated recycling facility.

0909-0-E/INT

MGA
ENTERTAINMENT®